


Welcome to the Central Washington Junior Livestock Show.

Thank you for taking the time to support our youth! Below you will find instructions for making an account to participate in the online auction held Wednesday May 1, 2024. If you have any questions please contact us at cwjshow@yahoo.com.



Step 1. <https://auctions.cattleusa.com> to create an account

Step 2. Select Login.

Step 3. Select "Create an account"

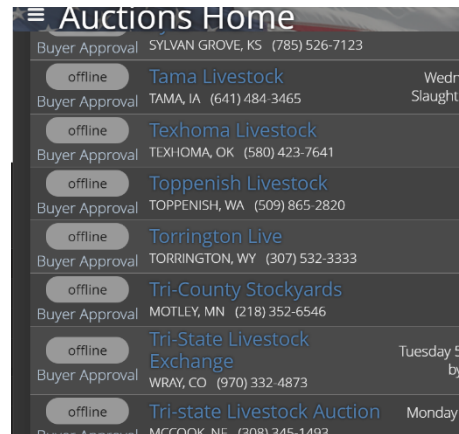
Step 4. Fill out your complete information.

Step 5. Select Proceed

If you are still needing help please see the "Help" link at the bottom of the left hand side of the webpage.

You are not done. *** **AFTER** Creating your account you will need to get Buyer Approval

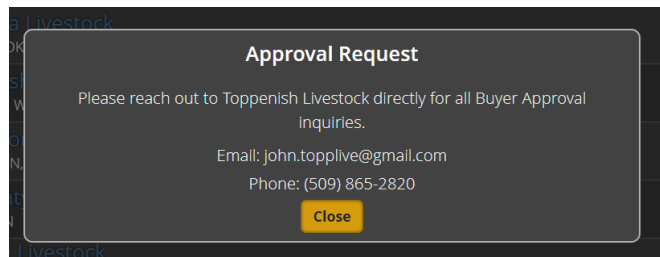
Step 1. Scroll down to “Toppenish Livestock Show” on the main webpage of auctions.cattleusa.com



Step 2. Select “Buyer Approval”

A screenshot of the 'Buyer Approval Request' form. The form is titled 'Buyer Approval Request' and includes contact information for Toppenish Livestock. It is divided into two main sections: 'Basic Info' and 'Bank Info'. The 'Basic Info' section contains fields for Name (Shawn Cook), Email (shawnlouisecook@outlook.com), Address, City, State (Washington), Zip, Phone, Cell Phone, and Fax. The 'Bank Info' section contains fields for Bank, Bank Contact, Bank Address, and Bank Phone. At the bottom of the form, there are two buttons: 'Cancel' and 'Submit for Approval'.

Step 3. Select “Close”



AFTER you have submitted for Buyer approval you will need to email: john.topplive@gmail.com

****** This is critical: You will not be approved with out this step.**

Subject: Toppeinish Livestock Show Approval

Body: I have submitted for approval for the Toppenish Livestock Show Auction